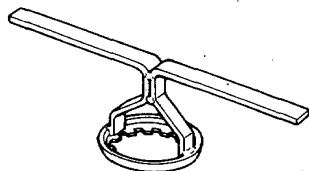


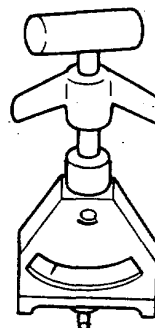
Special Tool/Troubleshooting

Special Tool

Ref. No	Tool Number	Description	Q'ty	Page Reference
①	07GAC-SE0020	Fuel Sender Wrench	1	16-89
②	07JGG-0010100	Belt Tension Gauge	1	16-76



①



②

Troubleshooting Precautions

Before Troubleshooting

- Check the main fuse and the fuse box.
- Check the battery for damage, state of charge, and clean and tight connections.
- Check the alternator belt tension.

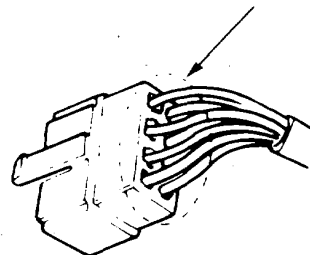
CAUTION:

- Do not quick-charge a battery unless the battery ground cable has been disconnected, or you will damage the alternator diodes.
- Do not attempt to crank the engine with the battery ground cable connected incompletely or you will severely damage the wiring.

While You're Working

- Make sure connectors are clean, and have no loose pins or receptacles.
- Make sure multiple pin connectors are packed with grease (except watertight connectors).

Pack with grease



CAUTION:

- Do not pull the wires when disconnecting a connector, pull only the connector housings.
- When connecting a connector, push it until it clicks into place.